



CITY OF CAPE TOWN  
ISIXEKO SASEKAPA  
STAD KAAPSTAD

Submission on IRP 2016

Making progress possible. **Together.**

# Introduction

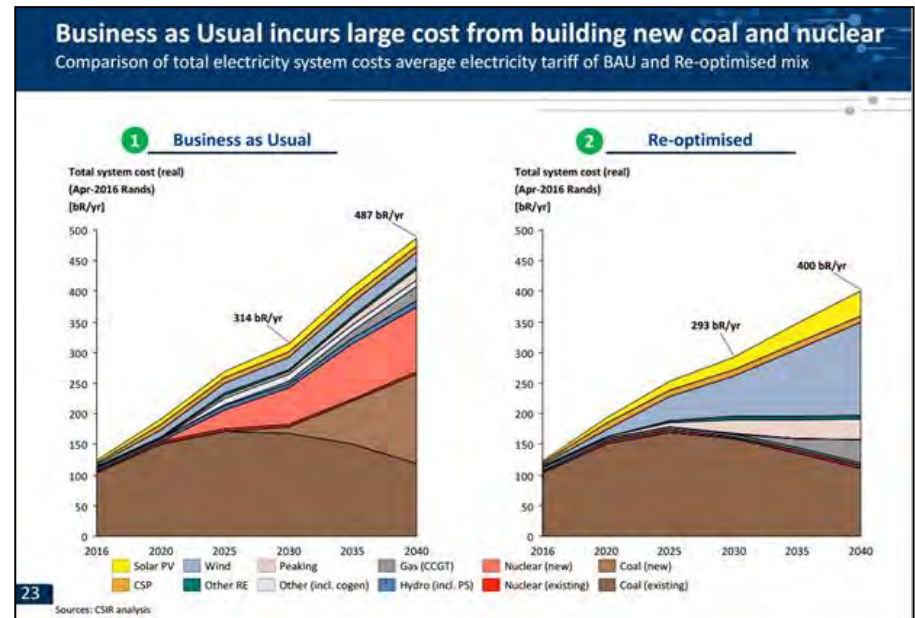
---

- City submitted comments on IRP 2013 Update
  - Role and impact on Local Government
  - Impacts of SSEG
  - Impacts of EE
  - Carbon budget
- Issues even more relevant in 2016
- Not addressed in IRP 2016 Update
- IRP 2016 Update justification of Nuclear Agenda

# Avoiding CO<sub>2</sub> emissions at least cost

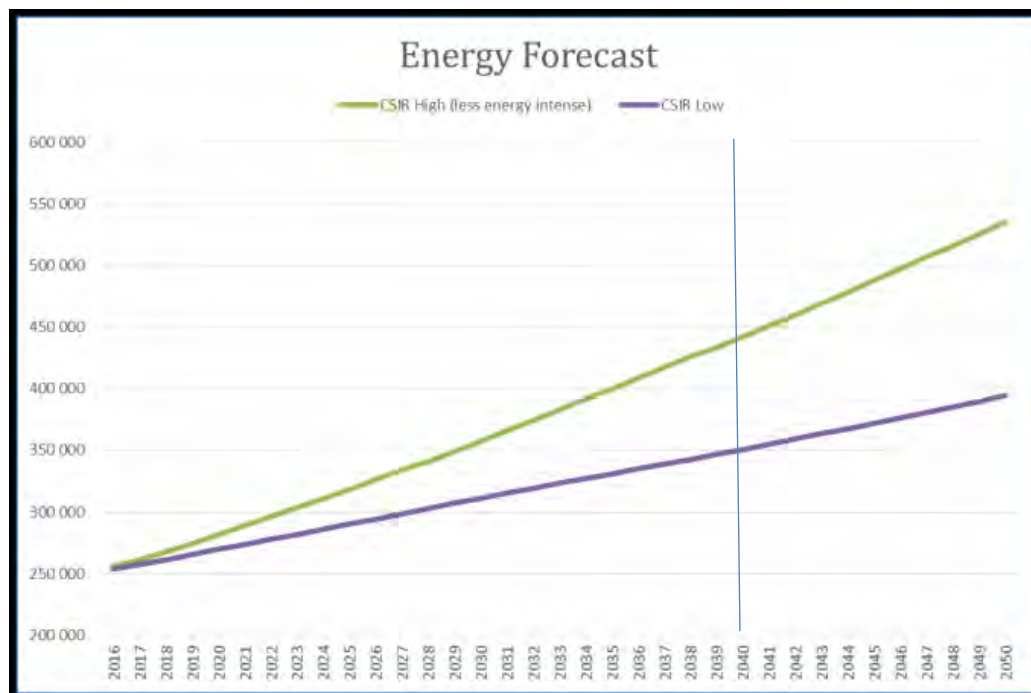
- Constrained results and scenario
- Comparison to 2016 CSIR Study
- Same base case
- Re-optimized solution (does not impose constraints on wind and solar)
- 2040 Cost R400bR/yr vs R487bR/yr business as usual.
- 25% higher cost
- Poor/Distributors/Local Government
- Social impact

- RE constraints - ISMO

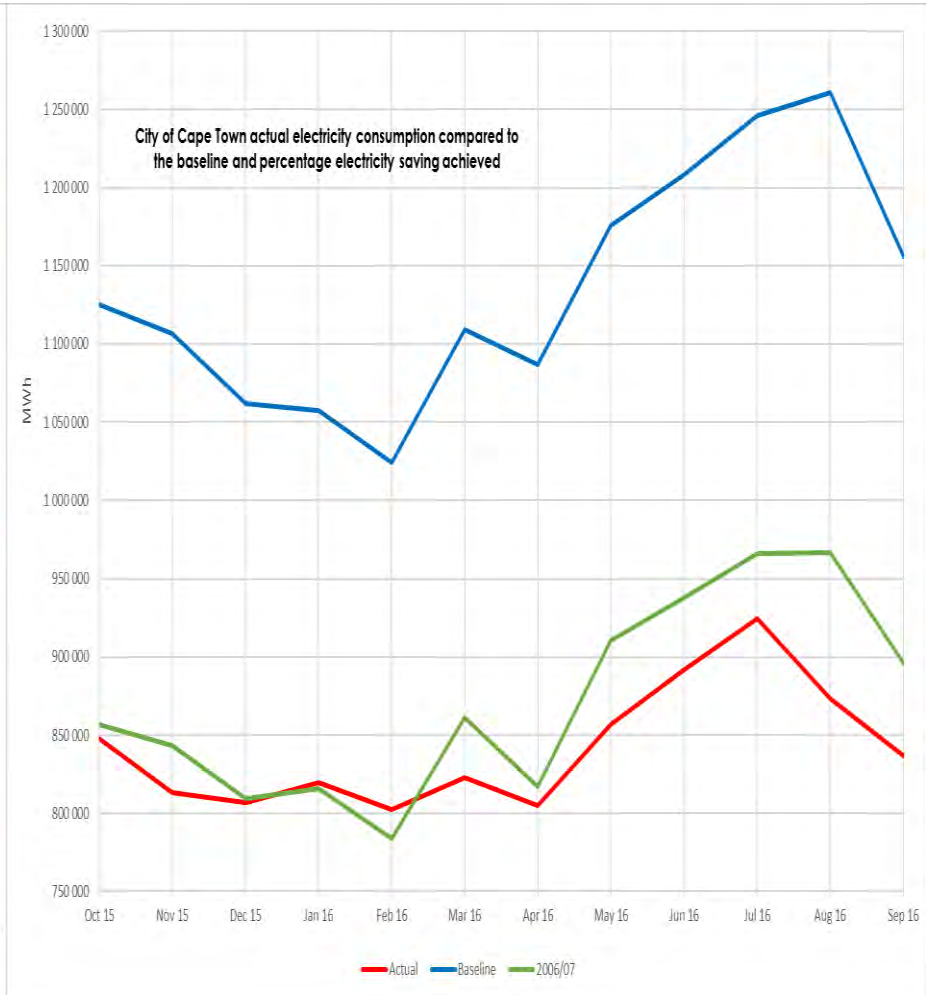
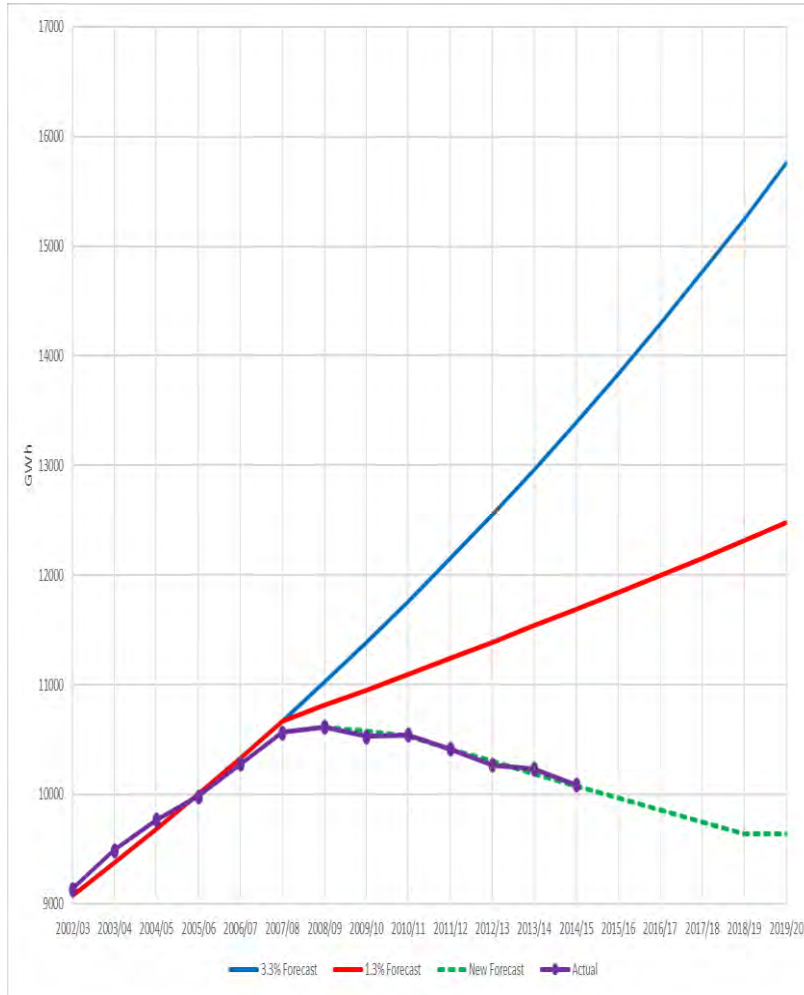


# Energy Forecast

- IRP 2013 Update comment (4%)
- CSIR High 2.17% (base case)
- CSIR Low 1.31%
- 2040 energy 350 TWh vs 440 TWh
- 25% higher
- Enhance impacts



# Energy Growth in Cape Town 2006/7 – 2015/16



# Role of Local Government

---

- Local Government reliance on revenues from electricity sales
- SALGA position paper on enhanced roles
- IRP should include
  - SSEG
  - EG above 1MW
  - Direct purchases from IPPs
  - Decentralized liberalized energy markets
- Institutional regime change needed
  - Centralized planning
  - Supplier of last resort
  - Empower LG to plan own energy futures
  - Costs



**CITY OF CAPE TOWN  
ISIXEKO SASEKAPA  
STAD KAAPSTAD**

**Thank You**

**Making progress possible. Together.**